

ASTE 2024 Class Team in the AK Professional Learning Network

The Alaska Professional Learning Network (AkPLN) is a private online space to support professional growth for teachers around our great state. In partnership with the Teaching Channel, ASDN/ACSA offers this space at no cost to Alaskan educators. Members of AkPLN have access to view resources, and join or create school, district or statewide teams.

Most up-to-date **browsers** will work just fine with AkPLN. Chrome, Safari, and Firefox are browsers most often used. If you use a browser not in this list and find that some of the features of the network do not work correctly, switch to one of the recommended up-to-date browsers.

Becoming a member of AkPLN is **FREE to you**, as an AK educator. If you are asked to enter payment information, look again at the directions to join, and if you still have difficulty, please [contact me](#). There is a **one-time process** when you are a **NEW** member of AkPLN. I (wearing my AkPLN Engagement Manager hat) must add your email address to the network.

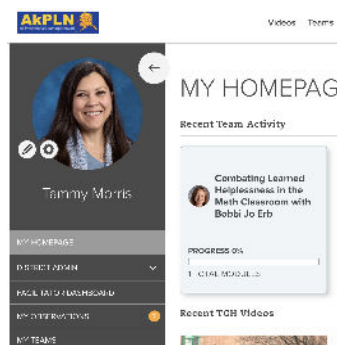
1. Submit your information here: <http://bit.ly/AkPLNmember>
2. As soon as I can, I will add you to the membership, and you will receive a Welcome to AkPLN email from Teaching Channel. (Don't see it? Check your Spam Folder!)
3. Follow the link in that email to finalize your account by setting up a password. Then, proceed with the following directions.

Once you have access to AkPLN:

LOGIN at teachingchannel.com

(Be sure to use the same email address you used to create your AkPLN account.)

You'll land on My Homepage. You should see the blue and gold AkPLN banner in the top left of the page.



Complete Your Profile

- Use the pencil icon to complete/edit your profile.
- Use the gear icon to adjust your settings. I highly recommend that you check to see that your email notifications are adjusted the way you want them. By default, all options are checked. **Please continue to receive email notifications from teams you belong to and when members send messages to you** (through AkPLN). Otherwise, you will miss important information during the class!

Find Your Team

> In the gray, left navigation bar, select My Teams

This will take you to a page with all AkPLN teams you belong to. This is what the tile for your class looks like:

> Click on the title to enter the class platform.

There are also other ways to enter your class team.

Please take some time to explore the information and opportunities to practice using the features in AkPLN/TeachingChannel by visiting the team called [Welcome to AkPLN & Tch Plus - Orientation 2022](#). Besides this link, you'll find it pinned to the top of your homepage when you log into AkPLN. There is also a link to it in the left, gray navigation bar under Quick Links.

Here are a few screencasts that may be helpful to you:

A Tour of AkPLN: <https://youtu.be/RzRG6iApz7k>

Completing Your AkPLN Profile: <https://youtu.be/pwhiKuMzyFo>

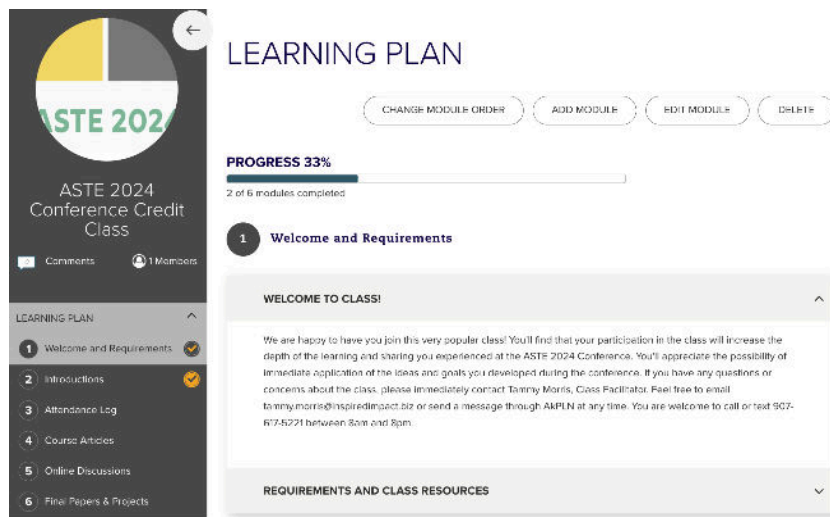
Changing Email Notifications: <https://youtu.be/JEkOeGkdiR8>

Also, the AkPLN team called Help With AkPLN may be

helpful: <https://learn.teachingchannel.com/teams/182986/learning-plan/887201>

I will be updating it with new tutorials as I get them made 😊 This team can also be found in the Quick Links of your HomePage in AkPLN.

Once you're inside the **ASTE Class Team**, the landing page will look similar to this:



Module 1: Welcome and Requirements

Click on the section (in the main white page) titled Requirements And Class Resources to find those listed.

Module 2: Introductions

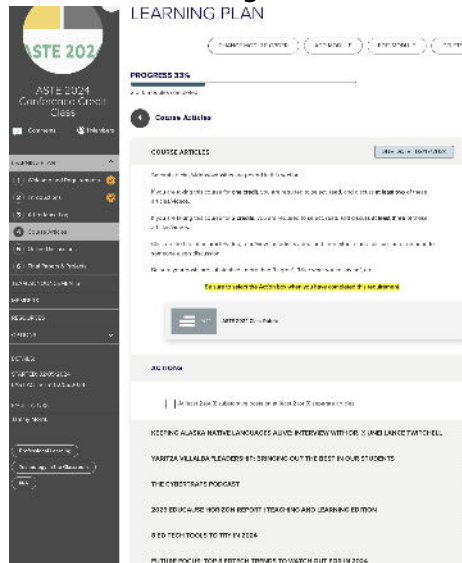
Introduce yourself and connect with some colleagues!

Module 3: Attendance

Click on this module to find information about this requirement.

Module 4: Course Articles

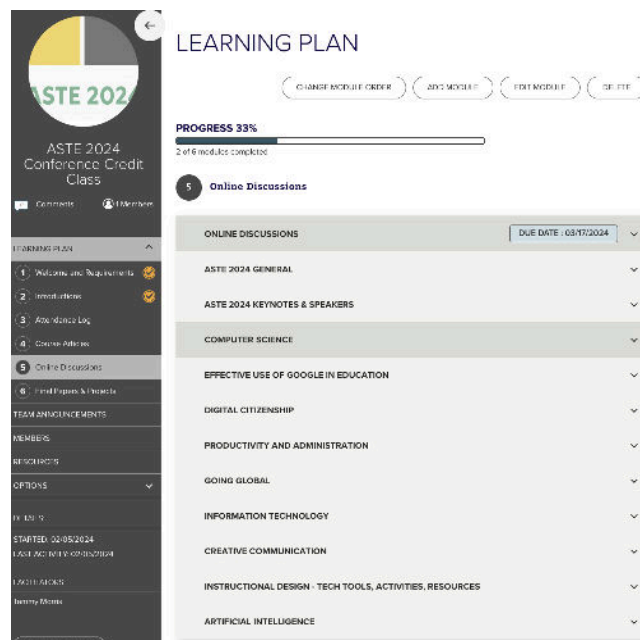
Your **Required Readings** are found here. Click on the title of the module in the left gray navigation bar and you'll see something similar to this:



Click on each Article title to gain access to the article, read what others have posted, and make your own post.

Module 5: Online Discussions

Your **Required Online Discussions** will happen here. When you click on one of these discussions, you'll either start a discussion or respond to someone else's discussion.



Module 6: Final Papers & Projects

Choosing this module allows you to read requirements of the Final Paper/Project assignment. You may post your Final Paper/Project here or email it to me.

Be sure you regularly check the email account you use to sign up for your AkPLN account. Also, make sure you can receive emails from my address. The .biz part of it sometimes gets hung up in people's filters.

Video Tutorial of getting into AkPLN and navigation and requirements of ASTE 2024 Class: <https://youtu.be/WFy5e2oNJwc>

Please don't hesitate to contact me via any of the contact methods listed in my signature if you have any concerns or questions. I'll be glad to help, and I do try to address your questions and/or concerns within 24 hours.

Tammy Morris

Digital Teaching & Learning Specialist

AkPLN Engagement Manager

Code.org Computer Science Fundamentals Facilitator

Inspired Impact, LLC

Cell: 907-617-5221 (calls or texts 8am to 8pm)

Twitter: [InspiredImpact](https://twitter.com/InspiredImpact)